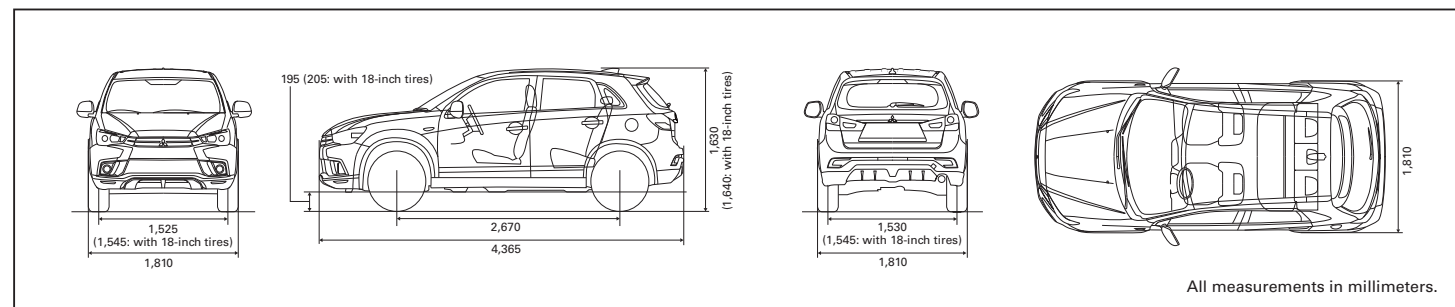


SPECIFICATIONS

MODEL	Drive system	2WD	4WD
	Engine	2.0 MIVEC	
	Price class	GLX	
	Model code	GA2WXTSHLW	GA2WXTSHLW
DIMENSIONS AND WEIGHTS	Overall length	4,365	
	Overall width	1,810	
	Overall height	1,630 (1,640: with 18-inch tires)	
	Wheelbase	2,670	
	Ground clearance	195 (205: with 18-inch tires)	
	Curb weight	1,355	1,420
	Gross vehicle weight	1,970	
	Seating capacity	5	
PERFORMANCE	Max. speed*	193	191
	Acceleration* 0-100 km/h sec.	11.3	11.7
	Min. turning radius	5.3	
ENGINE	Type (code)	16-valve inline-4 DOHC MIVEC (4B11)	
	Displacement	1,998	
	Max. output (EEC net) kW (PS)/rpm	110 (150)/6,000	
	Max. torque (EEC net) N-m (kg-m)/rpm	197 (20.1)/4,200	
FUEL SYSTEM	Fuel supply equipment	ECI-MULTI (Electronic Controlled Injection - Multi Point Injection)	
	Fuel tank capacity	63	60
TRANSMISSION	Type	INVECS-III CVT	
STEERING	Type	Rack-and-pinion with electric power assist	
SUSPENSIONS	Front	MacPherson strut, coil springs with stabilizer bar	
	Rear	Multi-link, coil springs with stabilizer bar	
BRAKES	Front	Ventilated discs	
	Rear	Discs	
TIRES	Front and rear	215/65R16 (STD) 215/60R17 (OPT) 225/55R18 (OPT)	

*Measured by Mitsubishi Motors Corporation.
These specifications are subject to change without notice. Please consult your local Mitsubishi dealer/distributor for detailed specifications.

DIMENSIONAL VIEWS



www.facebook.com/MitsubishiMotors.en
www.instagram.com/mitsubishimotorsofficial
www.youtube.com/user/MitsubishiMotorsAd

MITSUBISHI MOTORS

www.mitsubishi-motors.com

©2017-2018 Mitsubishi Motors Corporation. All rights reserved.
Gc/E11C52Oct.17EG Printed in Japan



The paper used in this catalogue has been certified by the FSC™ (Forest Stewardship Council™) as having been produced through a 'chain of custody' system of forestry management, tracking and production oversight that ensures responsible consideration for the earth's ecosystem. Mitsubishi Motors has adopted the combined use of FSC-certified paper and recycled paper in our efforts to reduce CO₂ emissions and promote more efficient use of natural resources. In this way, we hope to contribute to greater protection of the environment.

www.new-asx.com



For More Active Urban Adventures.

Let the road become your playground in the new Mitsubishi ASX, a compact SUV built for powerful driving pleasure. From its fierce new face to functional new interior details, the ASX has been completely revamped to inspire unique urban adventures. So grip the wheel and feel the adrenaline rush as you cruise the streets in this elegantly rugged SUV.

GLX shown with optional equipment / Left: Sterling Silver Metallic [U25], Right: Red Metallic [P26]
Equipment may vary according to market.



GLX shown with optional equipment / Black Leather
Equipment may vary according to market.

Full Command Surrounds You at a Glance



Color Liquid Crystal Multi-information Display

Attractively designed color liquid crystal multi-information display provides a useful readout of vehicle, trip and outside temperature. With a large, 3.3-inch size for improved visibility, this display makes it easy for drivers to stay informed.

*Illuminated for explanation purpose.

INVECS-III CVT

The 2.0-liter engine is teamed with the INVECS-III (Intelligent & Innovative Vehicle Electronic Control System) CVT (Continuously Variable Transmission), ideally tuned to deliver effortless acceleration from any speed.



Link System

The Link system connects external devices with the vehicle's systems. Devices connected to the USB port or via Bluetooth®, such as mobile phones or MP3 players, may be controlled via the on-board switch or by voice command.

USB Port

The USB port allows you to connect your portable media player and enjoy your full music library in premium quality.



Bluetooth® Hands-free Kit

Keep in touch while keeping safely in control with the hands-free kit. Link your Bluetooth®-compatible mobile phone, and the voice-activated dialer lets you make calls while holding the wheel.

Note: The Bluetooth® word mark and logos are registered trademarks owned by Bluetooth SIG, Inc. and any use of such marks by MITSUBISHI MOTORS CORPORATION is under license.



GLX shown with optional equipment / Black Leather Equipment may vary according to market.

Your Natural Environment

With all the work that has gone into condensing ASX to just the right size for active driving fun, you may be surprised at all the spacious comfort that awaits you and your passengers inside. Rear seat passengers will be impressed with the leg- and headroom, and everyone will enjoy the soothing upholstery, available in luxuriant leather or soft fabric. Numerous storage compartments have been placed throughout the interior, giving you plenty of room for all the extras you want to take along.



Center Console with Stitched Soft Touch Knee Pad



Panoramic Glass Roof with Interior LED Illumination

The panoramic glass roof adds a new dimension to the drive, allowing you and your passengers to enjoy the view from every direction. Retracting the sunshade reveals a full-size glass roof panel extending over the front and rear seats. At night, the roof is attractively illuminated with LED lamps.

9-speaker Rockford Fosgate® Premium Sound System

This system features high-quality sound and bass response with a powerful punch. The speakers are fitted precisely into the door panels, turning them into frequency enhancing speaker cabinets. In addition, sound levels are automatically adjusted to suit the vehicle's speed.

Note: Rockford Fosgate® and associated logos are registered trademarks of Rockford Corporation in the United States and other countries.



GLX shown with optional equipment / White Pearl [W13]
Equipment may vary according to market.



Engine Switch + Keyless Operation System

The Keyless Operation System lets you activate the ignition just by pressing the button located near the center of the dash panel with the brake depressed and the shift in parking position for CVT. Once you've arrived, one more push shuts the engine off.



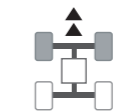
Paddle Shifters & Cruise Control

Mounted within easy reach, the paddle shifters allow you to enjoy sporty control while keeping both hands safely on the wheel. Shifting is quick and easy, with up- and down-shifts requiring just a simple press once ASX is in 'D' mode. For added convenience, the current gear position is clearly displayed on the multi-information display. Paddle shifters can also be equipped with cruise control, for greater performance on the road.



Electronically Controlled 4WD

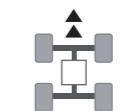
Using one centrally located button, the system permits freely switching between 3 drive modes depending on driving condition or environment. Easily accessible on the floor console, the drive-mode selector button can quickly change the ASX's drive mode from fuel-efficient 2WD, to 4WD Lock Mode for mastering even demanding off-road or weather conditions.



2WD

2WD Mode:

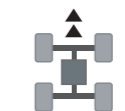
Enables economical performance approaching that of a normal front-engine front-wheel-drive car.



4WD AUTO

4WD Auto Mode:

The "4WD Auto" mode automatically distributes the right amount of torque to all wheels depending on the driving condition. It maintains stability in strong wind, on highways and slippery roads.



4WD LOCK

4WD Lock Mode:

"4WD Lock" mode for steep hills, slippery or rough roads, and when getting out of mud or snow.



Suspensions

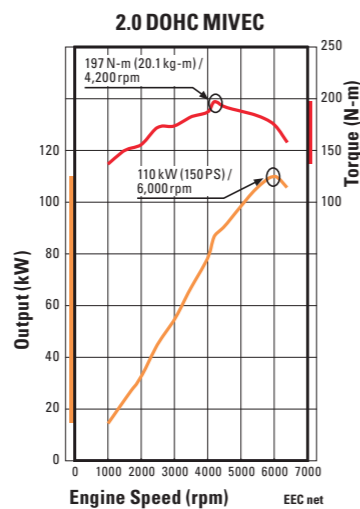
ASX features MacPherson strut front and multi-link rear suspensions for smooth handling over rough roads. Shock absorbers and stabilizers are tuned for sporty, comfortable performance.



High Hip Point and Good Visibility

ASX provides a surprisingly elevated seat position that, with the sloping hood design, gives a better view of the road for easier maneuvering and greater safety. The raised hip point also allows for smoother entrances and exits, and greater comfort.

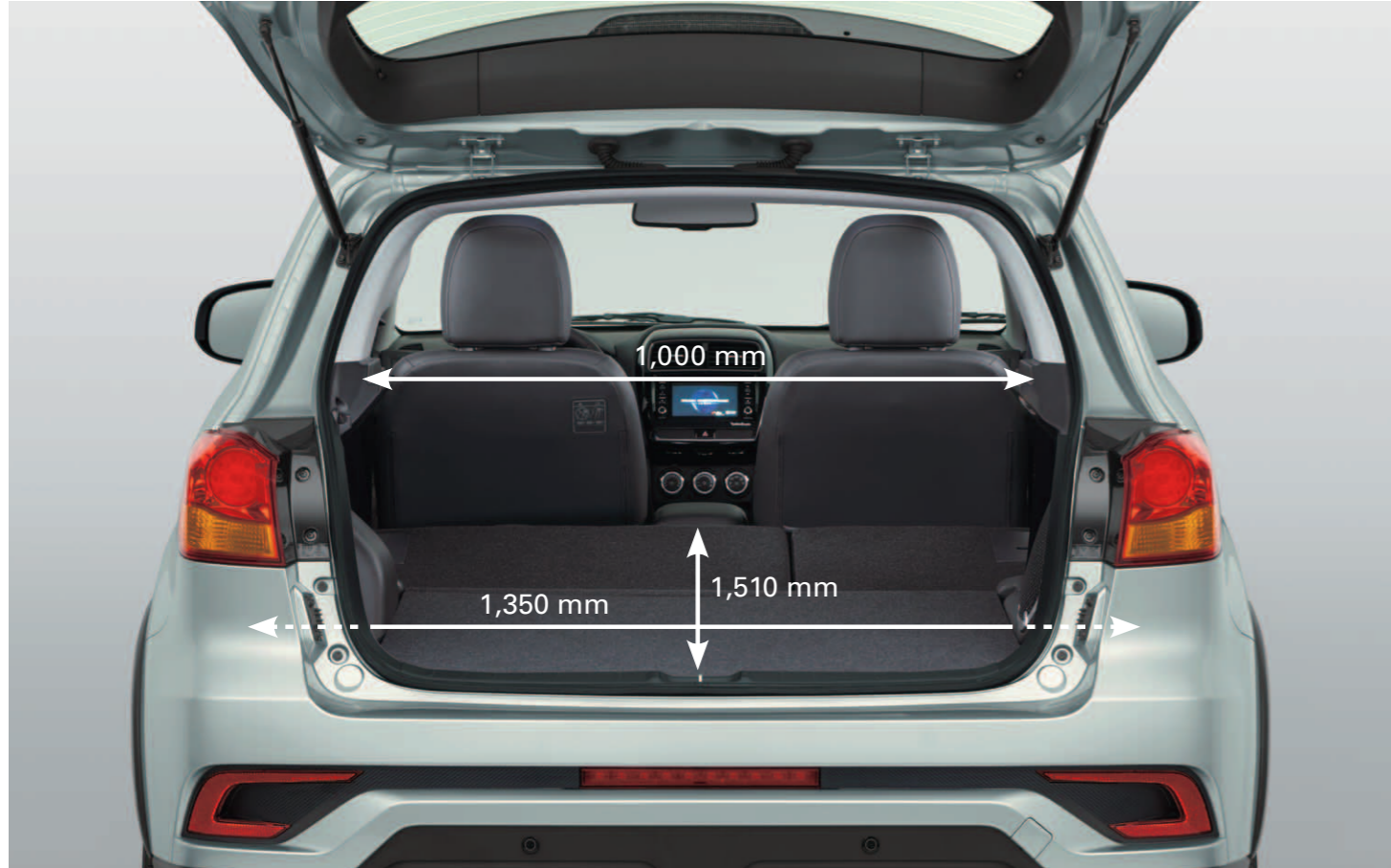
Active Performance



MIVEC Engine

ASX's 2.0-liter powerhouse uses a lightweight aluminum block for optimum performance as it puts out 110 kW (150 PS) to take control of city streets and open highways alike. MIVEC (Mitsubishi Innovative Valve timing Electronic Control system) technology provides optimal valve timing at both low and high rev ranges, to give the most of every curve and straightaway out there.

Room to Choose



Cargo Capacity

No matter where you're headed, ASX lets you carry whatever you need for when you get there, with up to 358 liters of available cargo capacity with five passengers. The tailgate is wide enough to provide ample space for even the bulkiest items, and the low floor height makes it convenient to move heavy cargo in and out.

1,350 mm maximum width of cargo area. 1,510 mm maximum length with rear seats folded down. Measured by Mitsubishi Motors Corporation.



Full-flat Rear Seat / 60:40 Split Foldable Seatback

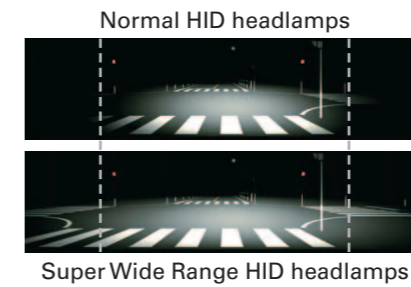
To carry even larger items, the rear seat can be folded down completely flat to create an expansive cargo space. The 60:40 split rear seat can also be partially folded down, giving you the room to carry bicycles or other extra-long items, while still having rear seating available.



GLX shown with optional equipment / Titanium Gray Metallic [U17]
Equipment may vary according to market.

Ready for Anything

Super Wide Range HID Headlamps



What you can't see, can hurt you. To take more of the road out of the shadows, ASX features Super Wide Range HID (High Intensity Discharge) headlamps. When activated, the headlamp clusters send out broader beams of light, illuminating a much wider section of the road ahead.

7-Airbag System



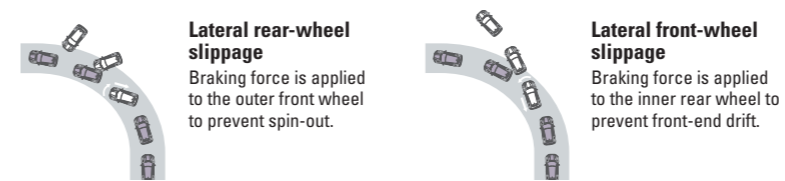
So that you and your passengers can be safer in the event of a collision, ASX is equipped with a 7-airbag system to provide increased safety to every seat. The front seat occupants are protected by front airbags, plus an additional knee airbag for the driver to help protect the legs in a forward collision. In a side collision, the front occupants are protected by side airbags and occupants in both rows are protected by curtain airbags extending along the sides.

Note: 7-Airbag System is optional. Equipment may vary from the image shown. Airbags are part of a Supplemental Restraint System (SRS). To decrease the risk of injury from a deploying airbag, always wear your seat belt, sit upright in the middle of the seat and do not lean against the door. Always place children 12 and under in the rear seat and use appropriate child restraints. Never place a rear-facing infant restraint in the front seat. Please see the owner's manual and the instructions provided with your child restraint for additional information.

Active Stability Control (ASC)

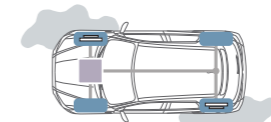
Stability Control Function

ASC uses onboard sensors to analyze the vehicle's motion and identify lateral wheel slippage. By governing engine output and controlling braking to the appropriate wheels, ASC helps maintain stability and traction control.



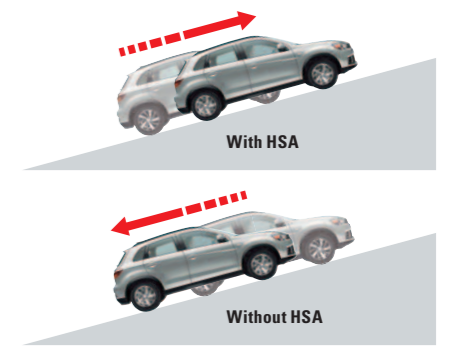
Traction Control Function (TCL)

When wheel spin is detected, engine output is governed and braking force is applied to the spinning wheels to prevent driving torque loss.



Hill Start Assist (HSA)

HSA prevents the vehicle from rolling backward by automatically braking when starting on an uphill slope.



Note: Hill Start Assist (HSA) is not a substitute for safe driving. Never rely solely on this function while driving on steep roads. Your vehicle may move backwards if the brake pedal is heavily loaded, or if road is very steep or slippery. This function is not designed to keep the vehicle stopped in place on uphill slopes for more than 2 seconds. Do not rely on this function to maintain a stopped position as an alternative to depressing the brake pedal. Please see the owner's manual for additional information.

Note: The control capabilities of ASC/TCL are supplemental only. Please drive safely and never rely solely on these functions while driving. Be sure to use the same specified type and size of tires on all 4 wheels. Do not install any aftermarket limited slip differential on your vehicle. Please see the owner's manual for additional information.

GLX (2WD/4WD) with Options (recommended Package 1)



Red Metallic [P26]



Key features

- 215/65R16 tires with 16-inch light alloy wheels
- Wheel arch moldings
- Halogen headlamps with manual headlamp leveling device
- Front fog lamps
- Chrome belt-line moldings
- Shark fin antenna
- Black roof rails
- Black paint center panel
- High-contrast back-lit meters with large color liquid crystal multi-information display
- Floor console box with center armrest
- Vanity mirror with lid and ticket holder for driver's and front passenger's sunvisors
- AM/FM radio, CD player and center display
- Manually controlled air conditioner
- Standard fabric seats (Honeycomb pattern)



Note: Some of the equipment may vary in appearance or availability according to market. Please consult your local Mitsubishi dealer/distributor for more detailed information.

GLX (2WD/4WD) with Options (recommended Package 2)



Black Mica [X42]



Key features (optional equipment in addition to Package 1)

- 215/60R17 tires with 17-inch light alloy wheels
- LED daytime running lamp
- 3-spoke leather-wrapped steering wheel with audio controls / Leather-wrapped gearshift knob
- Cruise control
- Bluetooth® hands-free cellular phone interface system with voice recognition and USB port / Link system
- AM/FM radio, CD player and center display with touch panel
- Fully automatic air conditioner with chrome dial
- High grade fabric seats with stitches (Block pattern)
- Rearview camera



Note: Some of the equipment may vary in appearance or availability according to market. Please consult your local Mitsubishi dealer/distributor for more detailed information.

STANDARD AND OPTIONAL EQUIPMENT

Model	Drive system	2WD	GLX 2.0 MIVEC CVT	4WD
Performance	Price class			
	Engine			
	Transmission			
	2.0-liter 16-valve DOHC MIVEC ECI-MULTI engine (4B11)			
Safety	Transmissions			
	INVECS-III CVT (Continuously Variable Transmission)			
	Paddle shifters (CVT 5-positions models only)			
	Electronically controlled 4WD with drive mode selector (push button)			
Exterior	Tires and wheels			
	215/65R16 tires with 16-inch full wheel covers	☑ 15		
	215/65R16 tires with 16-inch light alloy wheels	☑ 16		
	215/60R17 tires with 17-inch light alloy wheels	☑ 17		
	225/55R18 tires with 18-inch light alloy wheels	☑ 18		
	Active Stability Control (ASC)			
	ABS (Anti-lock Braking System) with EBD (Electronic Brake-force Distribution) and brake assist*1			
	Hill Start Assist system (HSA)			
	SRS airbags			
	Driver's and front passenger's front SRS airbags			
Front seat side, curtain and driver's knee SRS airbags				
Cockpit	Seatbelts			
	Front 3-point ELR seatbelt x 2			
	Front seatbelt pretensioners and force-limiters			
	Height-adjustable front seatbelt anchors			
	Rear 3-point ELR seatbelt x 3			
	Child-protection rear door locks			
	High-mount stop lamp			
	Parking sensors (back warning sensors)	☑ 13		
	Shift lock with key interlock			
	Engine immobilizer / Security alarm			
First aid kit / Emergency triangle / Fire extinguisher / Tire pressure gauge (optional) / Tire Pressure Monitoring System				
Seats	Front grill with chrome molding			
	Silver front under garnish	☑ 08		
	Wheel arch moldings	☑ 10		
	Headlamps			
	Halogen headlamps with manual headlamp leveling device			
	Super wide range HID headlamps with aluminized extension and automatic headlamp leveling device	☆		☆
	Auto lighting control (set option with auto rain-sensing variable intermittent wipers and washers)			
	Headlamp washers (set option with front fog lamps)			
	Front fog lamps	☑ 09		
	LED rear fog lamps	☑ 12		
LED daytime running lamp	☑ 09			
Interior	Windows			
	Laminated green windshield glass / Tempered green front and rear door glass and rear window glass			
	Ultra violet ray-absorbing front windshield glass			
	Rear window defogger			
	Variable intermittent windshield wipers and washers			
	Auto rain-sensing variable intermittent wipers and washers (set option with auto lightning control)			
	Color-keyed outer door handles			
	Color-keyed power door mirrors			
	Chrome belt-line moldings	☆		☆
	Black roof rails			
Panoramic glass roof with interior LED illumination				
Chrome exhaust finisher	☑ 14	☆	☆	
Chrome tailgate garnish	☑ 11			
Cockpit	3-spoke leather-wrapped steering wheel / Leather-wrapped gearshift knob	☐/☆		☐/☆
	3-spoke leather-wrapped steering wheel with audio controls			
	Electric power steering / Tilt-adjustable steering column / Telescopic adjustment steering column			
	Cruise control			
	High-contrast back-lit meters with large color liquid crystal multi-information display			
	Illuminated ignition key cylinder (not available with Engine Switch + Keyless Operation System)	☑ 01		
	Aluminum pedal			
	Seat materials			
	Leather seats with front seat heater	☑ 04		
	Suede like artificial leather / Synthetic leather			
High grade fabric with stitches (Block pattern)				
Standard fabric (Honeycomb pattern)				
Interior	Front seats			
	Driver's power seat (set option with leather seat)			
	Manual sliding and reclining adjusters / Driver's seat manual height adjuster			
	Height-adjustable headrest x 2 / Front passenger's seatback pocket			
	Rear seats			
	60:40 split seats / Headrest x 3			
	Center armrest with cup holders			
	Black paint center panel			
	Chrome air outlet knobs			
	Floor console panel			
Power window switch panel (silver paint)				
Chrome inner door handles				
Illuminated glove box / Front cup holders on floor console				
Floor console box with center armrest and removable tray				
Removable mat				
Stitched soft touch knee pad				
Accessory socket x 2 (floor console box and center console panel)				
Removable cup-type ashtray / Cigarette lighter				
Front door pockets with bottle holders				
Vanity mirror with lid and ticket holder for driver's and front passenger's sunvisors				
Vanity mirror with illuminated lid and ticket holder for driver's and front passenger's sunvisors				
Day-and-night rearview mirror				
Front room lamp with map lamps / Cargo room lamp				
Rear room lamp (not available with panoramic glass roof)				
Ventilation				
Fully automatic air conditioner with chrome dials	☑ 03			
Manually controlled air conditioner	☑ 02			
Air filter				
Comfort and Convenience	Tonneau cover (hard type)			
	Central door locking system			
	Keyless entry system			
	Silence grade-up package			
Audio and Media	Engine Switch + Keyless Operation System*2	☑ 07		
	Power windows (anti-trapping for driver's side)			
	4 speakers			
	6 speakers			
Package Option	Rockford Fosgate®*3 710 W premium sound system with AM/FM radio, CD player, center display with touch panel (digital clock, audio information and rearview camera) and 9 speakers (4 speakers, 4 tweeters and 1 subwoofer)	☑ 06		
	AM/FM radio, CD player and center display with touch panel (digital clock, audio information and rearview camera)			
	AM/FM radio, CD player and center display (digital clock and audio information)	☑ 05		
	Audio accommodation kit			
Package Option	Bluetooth® hands-free cellular phone interface system with voice recognition and USB port / Link system			
	USB port	☑ 04		
Package Option	Luxurious Package: Super wide range HID headlamps with aluminized extension and automatic headlamps leveling device / 3-spoke leather-wrapped steering wheel with airbag / Leather-wrapped gearshift knob / Rearview camera			
	Special Exterior Package: Chrome belt-line moldings / Chrome exhaust finisher			

■: Standard ☐: Optional ☆: Package option —: Not available *1: ABS can help a driver prevent unsafe situations while braking, but is never a substitute for safe driving. ABS does not always reduce stopping distances. Stopping distance can be influenced by many factors including road surface conditions and friction between the tires and the road surface. *2: Radio waves from the Keyless Operation System may affect pacemakers and other medical devices. Please consult your local Mitsubishi Motors dealer/distributor for details. *3: Rockford Fosgate® and associated logos are registered trademarks of Rockford Corporation in the United States and other countries. Note: Equipment may vary by market. Please consult your local Mitsubishi Motors dealer/distributor for details.

STANDARD AND OPTIONAL EQUIPMENT



Aluminum pedal 01



Manually controlled air conditioner 02
Fully automatic air conditioner with chrome dial 03



Front seat heater (set option with leather seats) 04
USB Port



AM/FM radio, CD player and center display 05



Rockford Fosgate® 710 W premium sound system with AM/FM radio, CD player, center display with touch panel and 9 speakers 06



Engine Switch + Keyless Operation System 07



Silver front under garnish 08



LED daytime running lamp / Front fog lamp 09



Wheel arch moldings 10



Chrome tailgate garnish 11



LED rear fog lamp 12
Parking sensors (back warning sensors) 13



Chrome exhaust finisher 14



215/65R16 tires with 16-inch full wheel covers 15



215/65R16 tires with 16-inch light alloy wheels 16



215/60R17 tires with 17-inch light alloy wheels 17



225/55R18 tires with 18-inch light alloy wheels 18

Note: Actual accessories may vary from those shown or change without notice. Available accessories may vary by market.


SEAT MATERIALS



Standard fabric (Honeycomb pattern) (Black)



High grade fabric with stitches (Block pattern) (Black)



High grade fabric with stitches (Block pattern) (Warm Gray)



NEW Suede like artificial leather / Synthetic leather



Leather (Black)

Note: Leather seats include synthetic leather on the sides, rear, partial seating surface and head restraint (also on rear center armrest, door armrests and door trim etc.)

DECORATION PANEL (INSTRUMENT CENTER PANEL)



Black paint panel

EXTERIOR COLORS



Sterling Silver Metallic [U25]

NEW COLOR



Red Metallic [P26]



Titanium Gray Metallic [U17]



Lightning Blue Mica [D06]



White Pearl [W13]
(Available for 4WD only)



White Solid [W37]



Black Mica [X42]

EXTERIOR AND INTERIOR COLOR COMBINATIONS

Model		GLX
Seat materials and colors	Standard fabric (Honeycomb pattern) (Black)	<input checked="" type="checkbox"/>
	High grade fabric with stitches (Block pattern) (Black or Warm Gray)	<input type="checkbox"/>
	Suede like artificial leather / Synthetic leather	<input type="checkbox"/>
	Leather (Black)	<input type="checkbox"/>
Exterior colors	Sterling Silver Metallic [U25]	<input checked="" type="checkbox"/>
	Red Metallic [P26]	<input checked="" type="checkbox"/>
	Titanium Gray Metallic [U17]	<input checked="" type="checkbox"/>
	Lightning Blue Mica [D06]	<input checked="" type="checkbox"/>
	White Pearl (Available for 4WD only) [W13]	<input checked="" type="checkbox"/>
	White Solid [W37]	<input checked="" type="checkbox"/>
	Black Mica [X42]	<input checked="" type="checkbox"/>

■: Standard □: Optional

Note: Colors shown may differ slightly from actual colors due to printing process. Please consult your local Mitsubishi dealer/distributor for actual colors.